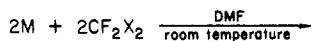
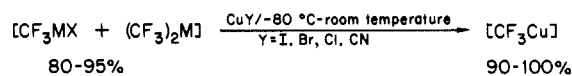


been achieved in this work, these previous methods have either utilized expensive reagents $[\text{CF}_3\text{I}]$, $(\text{CF}_3)_2\text{Hg}$ or required high temperatures and/or have been plagued with competing Ullmann coupling and reduction of the aryl halide.

We report herein the preliminary results of a novel, high-yield, low-temperature pregenerative route to (trifluoromethyl)copper via in situ metathesis of (trifluoromethyl)cadmium and -zinc reagents with soluble copper(I) salts, such as CuCl , CuBr , CuI , and CuCN .

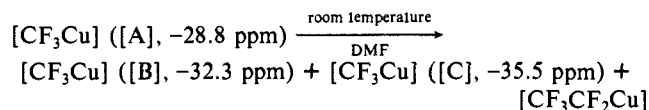


M = Cd, Zn
X = Br, Cl



Since the requisite cadmium and zinc reagents can be produced in situ from difluorodihalomethanes,⁴ the overall process yields a simple, one-pot preparation of (trifluoromethyl)copper from cheap Freon precursors. The metathesis reaction with $[\text{CF}_3\text{CdX}]$ occurs rapidly even at -30°C , whereas the exchange reaction with $[\text{CF}_3\text{ZnX}]$ is much slower, since at -20°C no exchange is observed between $[\text{CF}_3\text{ZnX}]$ and CuBr over 24 h.

When the metathesis process is followed by ^{19}F NMR spectroscopy, an interesting and unexpected phenomenon is observed.⁵ If CuBr is added to a solution of $[\text{CF}_3\text{CdX}]$ in DMF at -50°C , only one ^{19}F NMR signal for $[\text{CF}_3\text{Cu}]$ ⁶ is observed at -28.8 ppm (relative to CFCl_3). If HMPA is added to stabilize this $[\text{CF}_3\text{Cu}]$ reagent, warming to room temperature shows no change, with only the signal at -28.8 ppm detected. However, in the absence of HMPA, warming of the $[\text{CF}_3\text{Cu}]$ solution to room temperature causes a remarkable change. Analysis of this solution by ^{19}F NMR indicates two new $[\text{CF}_3\text{Cu}]$ species at -32.3 and -35.5 ppm. These two peaks begin to grow, with a diminution in intensity of the initial $[\text{CF}_3\text{Cu}]$ species.⁷



Subsequently, signals for $[\text{CF}_3\text{CF}_2\text{Cu}]$ at -84.7 (CF_3) and -113.7 ppm (CF_2) also begin to grow into the spectrum.⁸ After 11 h at room temperature only $[\text{CF}_3\text{CF}_2\text{Cu}]$ remains.⁹ Heating to

(3) (a) McLoughlin, V. C. R.; Thrower, J. *Tetrahedron* **1969**, *25*, 5921. (b) Kobayashi, Y.; Kumadaki, I. *Tetrahedron Lett.* **1969**, 4095. (c) Kobayashi, Y.; Kumadaki, I.; Sato, S.; Hara, N.; Chidami, E. *Chem. Pharm. Bull.* **1970**, *18*, 2334. (d) Kobayashi, Y.; Kumadaki, I.; Hanzawa, Y. *Chem. Pharm. Bull.* **1977**, *25*, 3009. (e) Kobayashi, Y.; Yamamoto, K.; Kumadaki, I. *Tetrahedron Lett.* **1979**, 4071. (f) Kobayashi, Y.; Kumadaki, I.; Ohsawa, A.; Yamada, T. *Chem. Pharm. Bull.* **1972**, *20*, 1839. (g) Kobayashi, Y.; Kumadaki, I. *J. Chem. Soc., Perkin Trans. 1* **1980**, 661. (h) Kobayashi, Y.; Yamamoto, K.; Asai, T.; Nakano, M.; Kumadaki, I. *J. Chem. Soc., Perkin Trans. 1* **1980**, 2755. (i) Kondratenko, N. V.; Vechirko, E. P.; Yagupolskii, L. M. *Synthesis* **1980**, 932. (j) Suzuki, H.; Yoshida, Y.; Osuka, A. *Chem. Lett.* **1982**, 135. (k) Matsui, K.; Tobita, E.; Ando, M.; Kondo, K. *Chem. Lett.* **1981**, 1719. (l) Leroy, J.; Rubinstein, M.; Wakselman, C. *J. Fluorine Chem.* **1985**, *27*, 291.

(4) Burton, D. J.; Wiemers, D. M. *J. Am. Chem. Soc.* **1985**, *107*, 5014.

(5) In some of the earlier reports a preformed solution of a (trifluoromethyl)copper or copper complex solution was suggested or claimed; however, no spectroscopic evidence or data were presented.^{3e,i}

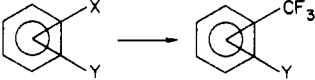
(6) The organocopper species are shown as monomeric for simplicity. The extent and nature of aggregation of these species are not known. The chemical shift of these (trifluoromethyl)copper reagents is consistent with other previously reported trifluoromethyl organometallics.⁴

(7) After 9 min at room temperature, the percentage of [A]/[B]/[C]/ $[\text{CF}_3\text{CF}_2\text{Cu}]$ is 63:6:15:5, after 22 min the percentage is 48:4:22:9, after 85 min the percentage is 33:4:22:13, and after 211 min the percentage is 12:0:22:28.

(8) These signals for $[\text{CF}_3\text{CF}_2\text{Cu}]$ were confirmed by preparation of an authentic sample of $[\text{CF}_3\text{CF}_2\text{Cu}]$ from $\text{CF}_3\text{CF}_2\text{I}$ and Cu bronze. We are indebted to P. L. Heinze for this experiment.

(9) Similar detection of three $[\text{CF}_3\text{Cu}]$ species via exchange of $[\text{CF}_3\text{ZnX}]$ and CuBr at room temperature has also been observed with subsequent decomposition to $[\text{CF}_3\text{CF}_2\text{Cu}]$ after prolonged reaction time or heating to higher temperatures.

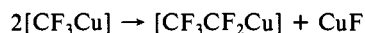
Table I. Coupling of $[\text{CF}_3\text{Cu}]$ ¹² with



Y	X	% of CF_3 -aromatic ^a
H	I	100
NO_2	<i>o</i> -I	95 (75)
NO_2	<i>m</i> -I	88 (72)
NO_2	<i>p</i> -I	81 (75)
CH_3	<i>o</i> -I	95 (76)
OCH_3	<i>p</i> -I	78
Br	<i>p</i> -I	95
Cl	<i>o</i> -I	96 (84)

^a ^{19}F NMR yield vs. PhCF_3 , isolated yield is in parentheses.

$50-70^\circ\text{C}$ accelerates these conversions. Our data suggest that species [A] and [B] are slowly converted to [C] and $[\text{CF}_3\text{CF}_2\text{Cu}]$, and in a slower event, [C] is also converted to $[\text{CF}_3\text{CF}_2\text{Cu}]$. Crude estimates suggest that the amount of $[\text{CF}_3\text{CF}_2\text{Cu}]$ formed is quantitative, based on the assumption that 2 equiv of $[\text{CF}_3\text{Cu}]$ produce 1 equiv of $[\text{CF}_3\text{CF}_2\text{Cu}]$.



Even more remarkable is the astonishing difference in chemical reactivity between species [A] and [C].¹⁰ Hydrolysis at room temperature of a mixture of [A] and [C] with either H_2O or aqueous HCl destroys [A] within minutes, whereas [C] is unaffected by these reagents. Also, when oxygen is bubbled through a mixture of [A] and [C] for 6 h at room temperature, only [A] is consumed, whereas [C] is unaffected by oxygen.

To further elucidate the difference in chemical reactivity of [A] and [C], a mixture of these two copper species was treated at room temperature with allyl chloride. Species [A] reacted immediately to produce $\text{CF}_3\text{CH}_2\text{CH}=\text{CH}_2$. Only after [A] was totally consumed did [C] slowly react with allyl chloride to give the butene product. Similar differences in reactivity between [A] and [C] were also observed in reactions with (*E*)-2-phenyl-1-iodo-*F*-propene. Species [A] reacted immediately to give (*Z*)- CF_3 - $(\text{Ph})\text{C}=\text{CFCF}_3$, whereas [C] reacted slowly to give this olefin only after [A] was totally consumed. Thus, it is evident that reagent [A] is the reactive species and, obviously, the reagent to be employed in subsequent coupling-type chemistry. Reactions which require long reaction times or higher temperatures produce the less reactive copper species [C] and/or $[\text{CF}_3\text{CF}_2\text{Cu}]$, thereby diminishing the probability of a successful high-yield trifluoromethylation process.

However, if stabilization of the reactive species [A] is effected, even trifluoromethylation of aryl iodides at higher temperatures (70°C) can be achieved in excellent yield.¹¹ Table I summarizes these preliminary results.

In summary, this work describes the first unequivocal pregenerative route to $[\text{CF}_3\text{Cu}]$. The reagent is produced in situ from readily available, cheap, commercial precursors, is easily scaled up,¹² and can be directly utilized for the preparation of useful quantities of trifluoromethylated products. Thermal decomposition of the initially formed $[\text{CF}_3\text{Cu}]$ demonstrates that $[\text{CF}_3\text{Cu}]$ solutions³ are much more complex than previously appreciated and that control of the species formed can have significant conse-

(10) $[\text{CF}_3\text{Cu}]$ species [B] is generally formed in such small amounts that quantitative data are difficult to obtain with this reagent and our initial focus has been on the two major species [A] and [C].

(11) The reaction of $[\text{CF}_3\text{Cu}]$ with ArI is slow at room temperature, and with nonstabilized $[\text{CF}_3\text{Cu}]$ solutions the main product is the pentafluoroethyl aromatic—unpublished work of D. M. Jones.

(12) An equal volume of HMPA was added to the cadmium reagent solution prepared from 0.1 mol of CF_2BrCl as previously described.⁴ CuBr (0.05 mol) was added to this solution at 0°C , the aryl iodide (0.035 mol) added to the preformed $[\text{CF}_3\text{Cu}]$, and the reaction mixture then heated at $60-70^\circ\text{C}$ for 4-6 h. The reaction mixture was then steam distilled, the organic layer separated, the aqueous layer extracted with pentane, and the organic material dried over anhydrous MgSO_4 , filtered, and fractionally distilled to give the isolated trifluoromethyl aromatic compound.

